


On September 12, 2001, I designed this Stars and Stripes hat. It was my way of doing something, anything, in the wake of what has come to be called 9/11. The original hat was on display in Unique One until my stroke, and it sold many skeins of Lamb's Pride worsted.

I'll get another one knit so you can see it in color. The hat has a rolled brim which doesn't show well in the photocopy, but you can easily substitute ribbing or a hemmed edge if you prefer.



Stars & Stripes Hat

Yarn: Lamb's Pride Worsted, or any American worsted weight yarn in 100 gram skeins; 1 skein each of navy, red, and white

Needles: 16" circular needle, sizes US5/3.75mm and US7/4.50mm; double pointed needles size US7/4.50mm

Gauge: 5 sts per inch

*This pattern makes a size medium hat to fit about a 22" head; to make a smaller size, use needles sizes US4/3.50mm & US6/4.00mm, or use a thinner yarn; to make a larger size, use needles US6/4.00mm & US8./5.00, or use a thicker yarn.

Directions: With navy yarn and smaller circular needles, cast on 100 sts. Join and place marker to show end of round. Knit every round until it measures 1 ¼". Switch to larger circular needles and continue with navy for 2 rounds.

Work striped band as follows: knit one round and purl one round with white; with red, knit one round, purl one round, knit one round, and purl one round. With white, knit one round and purl one round.

With navy, knit two rounds.

Work star pattern as follows:

Round 1: Knit 7 navy, *knit 1 white, knit 5 navy, knit 1 white, knit 13 navy*, repeat between *'s ending knit 6 navy.

Round 2: Knit 7 navy, *knit 2 white, knit 3 navy, knit 2 white, knit 13 navy*, repeat between *'s around, ending knit 6 navy.

Round 3: Knit 8 navy, *knit 2 white, knit 1 navy, knit 2 white, knit 15 navy*, repeat between *'s around, ending knit 7 navy.

Round 4: Knit 8 navy, *knit 5 white, knit 15 navy*, repeat between *'s around, ending knit 7 navy.

Round 5: Knit 9 navy, *knit 3 white, knit 17 navy*, repeat between *'s around, ending knit 8 navy.

Round 6: Repeat Round 5.

Round 7: Knit 7 navy, *knit 7 white, knit 13 navy*, repeat between *'s around, ending knit 6 navy.

Round 8: Knit 6 navy, *knit 9 white, knit 11 navy*, repeat between *'s around, ending knit 5 navy.

Round 9: Knit 9 navy, *knit 3 white, knit 17 navy*, repeat between *'s around, ending knit 8 navy.

Round 10: Knit 10 navy, *knit 1 white, knit 19 navy*, repeat between *'s around, ending knit 9 navy.

Round 11: Repeat Round 10.

Knit two rounds in navy. Work the striped band again. Knit 7 rounds in navy.

Begin decreases for top as follows, continuing with navy, switching to double pointed needles when there are too few stitches remaining to work comfortably on the circular needle:

Round 1: *Knit 8, knit 2 together*, repeat between *'s around.


Round 2 and all even numbered rounds: Knit around.

Round 3: *Knit 7, knit 2 together*, repeat between *'s around.

Round 5: *Knit 6, knit 2 together*, repeat between *'s around.
Round 7: *Knit 5, knit 2 together*, repeat between *'s around.
Round 9: *Knit 4, knit 2 together*, repeat between *'s around.
Round 11: *Knit 3, knit 2 together*, repeat between *'s around.
Round 13: *Knit 2, knit 2 together*, repeat between *'s around.
Round 15: *Knit 1, knit 2 together*, repeat between *'s around.
Round 17: *Knit 2 together*, repeat between *'s around.

Cut yarn, leaving a 6" tail. Pull yarn through remaining stitches and pull them together. Weave in ends on the inside of the hat.

Photocopy of the original pattern:



Stars and Stripes Hat

Yarn: Lamb's Pride Worsted, or any American worsted weight yarn in 100 gram skeins; 1 skein each of navy, red, and white.

Needles: 16" circular, sizes 5 & 7;
double pointed, size 7

Gauge=5 sts per inch.

* This pattern makes a size medium hat to fit about a 22" head; to make a smaller size, use needles sizes 4 & 6, or use a thinner yarn; to make a larger size, use needles sizes 6 & 8, or use a thicker yarn.

With navy and smaller circular needle, cast on 100 stitches. Join and place marker to show end of round. Knit every round until it measures 1 1/4 inches. Switch to larger circular needles and continue with navy for two rounds.

Work striped band as follows: knit one round and purl one round in white; with red, knit one round, purl one round, knit one round, and purl one round; with white, knit one round and purl one round. With navy knit two rounds.

Work star pattern as follows:

Round 1: Knit 7 navy, *knit 1 white, knit 5 navy, knit 1 white, knit 13 navy*, repeat between *'s around, ending knit 6 navy.

Round 2: Knit 7 navy, *knit 2 white, knit 3 navy, knit 2 white, knit 13 navy*, repeat between *'s around, ending knit 6 navy.

Round 3: Knit 8 navy, *knit 2 white, knit 1 navy, knit 2 white, knit 15 navy*, repeat between *'s around, ending knit 7 navy.

Round 4: Knit 8 navy, *knit 5 white, knit 15 navy*, repeat between *'s around, ending knit 7 navy.

Round 5: Knit 9 navy, *knit 3 white, knit 17 navy*, repeat between *'s around, ending knit 8 navy.

Round 6: Repeat round 5.

Round 7: Knit 7 navy, *knit 7 white, knit 13 navy*, repeat between *'s around, ending knit 6 navy.

Round 8: Knit 6 navy, *knit 9 white, knit 11 navy*, repeat between *'s around, ending knit 5 navy.

Round 9: Knit 9 navy, *knit 3 white, knit 17 navy*, repeat between *'s around, ending knit 8 navy.

Round 10: Knit 10 navy, *knit 1 white, knit 19 navy*, repeat between *'s around, ending knit 9 navy.

Round 11: Repeat round 10.

Knit two rounds in navy. Work the striped band again. Knit 7 rounds in navy.

Begin decreases for top as follows, switching to double pointed needles when there are too few stitches remaining to work comfortably on the circular needle:

Round 1: *Knit 8, knit 2 together*, repeat between *'s around.

Round 2 and all even-numbered rows: Knit around.

Round 3: *Knit 7, knit 2 together*, repeat between *'s around.

Round 5: *Knit 6, knit 2 together*, repeat between *'s around.

Round 7: *Knit 5, knit 2 together*, repeat between *'s around.

Round 9: *Knit 4, knit 2 together*, repeat between *'s around.


Round 11: *Knit 3, knit 2 together*, repeat between *'s around.

Round 13: *Knit 2, knit 2 together*, repeat between *'s around.

Round 15: *Knit 1, knit 2 together*, repeat between *'s around.

Round 17: Knit 2 together around.

Cut yarn, leaving a long tail. Pull yarn through remaining sts and pull them together. Weave in ends.



Stars and Stripes Hat

Yarn: Lamb's Pride Worsted, or any American worsted weight yarn in 100 gram skeins; 1 skein each of navy, red, and white.

Needles: 16" circular, sizes 5 & 7;
double pointed, size 7

Gauge=5 sts per inch.

* This pattern makes a size medium hat to fit about a 22" head; to make a smaller size, use needles sizes 4 & 6, or use a thinner yarn; to make a larger size, use needles sizes 6 & 8, or use a thicker yarn.

With navy and smaller circular needle, cast on 100 stitches. Join and place marker to show end of round. Knit every round until it measures 1 1/4 inches. Switch to larger circular needles and continue with navy for two rounds.

Work striped band as follows: knit one round and purl one round in white; with red, knit one round, purl one round, knit one round, and purl one round; with white, knit one round and purl one round. With navy knit two rounds.

Work star pattern as follows:

Round 1: Knit 7 navy, *knit 1 white, knit 5 navy, knit 1 white, knit 13 navy*, repeat between *'s around, ending knit 6 navy.

Round 2: Knit 7 navy, *knit 2 white, knit 3 navy, knit 2 white, knit 13 navy*, repeat between *'s around, ending knit 6 navy.

Round 3: Knit 8 navy, *knit 2 white, knit 1 navy, knit 2 white, knit 15 navy*, repeat between *'s around, ending knit 7 navy.

Round 4: Knit 8 navy, *knit 5 white, knit 15 navy*, repeat between *'s around, ending knit 7 navy.

Round 5: Knit 9 navy, *knit 3 white, knit 17 navy*, repeat between *'s around, ending knit 8 navy.

Round 6: Repeat round 5.

Round 7: Knit 7 navy, *knit 7 white, knit 13 navy*, repeat between *'s around, ending knit 6 navy.

Round 8: Knit 6 navy, *knit 9 white, knit 11 navy*, repeat between *'s around, ending knit 5 navy.

Round 9: Knit 9 navy, *knit 3 white, knit 17 navy*, repeat between *'s around, ending knit 8 navy.

Round 10: Knit 10 navy, *knit 1 white, knit 19 navy*, repeat between *'s around, ending knit 9 navy.

Round 11: Repeat round 10.

Knit two rounds in navy. Work the striped band again. Knit 7 rounds in navy.

Begin decreases for top as follows, switching to double pointed needles when there are too few stitches remaining to work comfortably on the circular needle:

Round 1: *Knit 8, knit 2 together*, repeat between *'s around.

Round 2 and all even-numbered rows: Knit around.

Round 3: *Knit 7, knit 2 together*, repeat between *'s around.

Round 5: *Knit 6, knit 2 together*, repeat between *'s around.

Round 7: *Knit 5, knit 2 together*, repeat between *'s around.

Round 9: *Knit 4, knit 2 together*, repeat between *'s around.

Round 11: *Knit 3, knit 2 together*, repeat between *'s around.

Round 13: *Knit 2, knit 2 together*, repeat between *'s around.

Round 15: *Knit 1, knit 2 together*, repeat between *'s around.

Round 17: Knit 2 together around.

Cut yarn, leaving a long tail. Pull yarn through remaining sts and pull them together. Weave in ends.